



Sarah Bordelon Data Sheet

General Information

Owner/Manager	Bordelon Marine, LLC
Vessel Type	Offshore Supply Vessel
Year Built	2006
Flag State Authority	USA (Jones Act Compliant)
DP Classification	DP1
Classification	ABS / A1, USCG L&I
Official Number	1174839

Dimensions

Length	170 ft.	(51.82m)
Breadth	36 ft.	(10.97m)
Depth Molded	11.5 ft.	(3.50m)
Light Draft	8.5 ft.	(2.59m)
Loaded Draft	10 ft.	(3.04m)
Deadweight	440.92 LT	

Main Work Deck

Main Deck Area	3,520 ft.	(1072.90 m)
Main Deck Dimensions	32' x 110'	(9.75m x 33.52m)
Strength	785 lbs per sq ft.	
Tonnage	390 LT	

Capacities

Drill Water	1,198 BBLS	(50,332 USG)
Fuel	57,200 USG	
Fuel, Transferable	52,000 USG	
Liquid Mud	1,200 BBLS	(50,400 USG)
Methanol	1,060 BBLS	(44,556 USG)
Potable Water	73,978 USG	

Accommodations

Total Berths	18
Crew	4
Passenger Berths	14
Lounge	6
Mess	10

Navigation & Communication

DP	IVCS2000-DP1
GPS	1-C-Nav 1000, 2-MX 420, and Furuno GP32
Radar	2-JRC2300
Gyro Compass	2-Yokogawa
SSB	Furuno FS-1503
Internet E-mail	VSAT System
Satellite Phone	VSAT System
Charting Program	Maptech, Offshore Navigator
VHF	2-Standard Matrix GX-128 OS
Autopilot	IVCS 2000
Depth Recorder	Furuno LS-6100
Computerized Alarms	Techsol
Tank Level Monitor	Techsol

Machinery

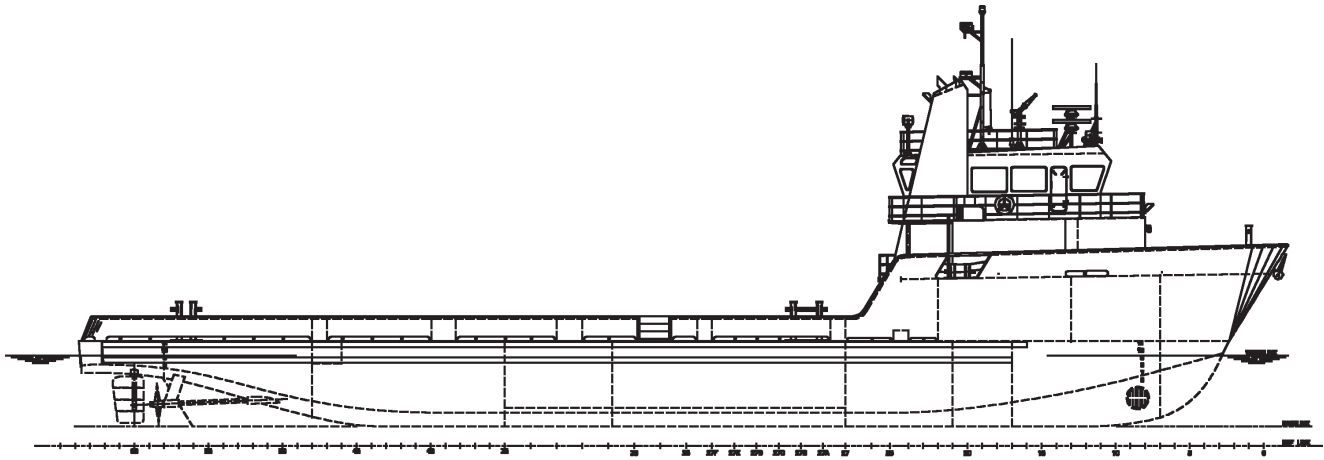
Main Engines	Cummins KTA 38MO
Brake Horsepower	1800
Gears	MG5301/4.96:1
Wheels	72x57
Generators	2-99KW/Cummins 6CTA
Generators-Mud	242 HP @ 1750 RPM Mission Magnum
Bow Thrusters	Schottel STT 1 10LK/ Cummins M1 4TA
Fire Monitor	Crane Deming 5064

Performance

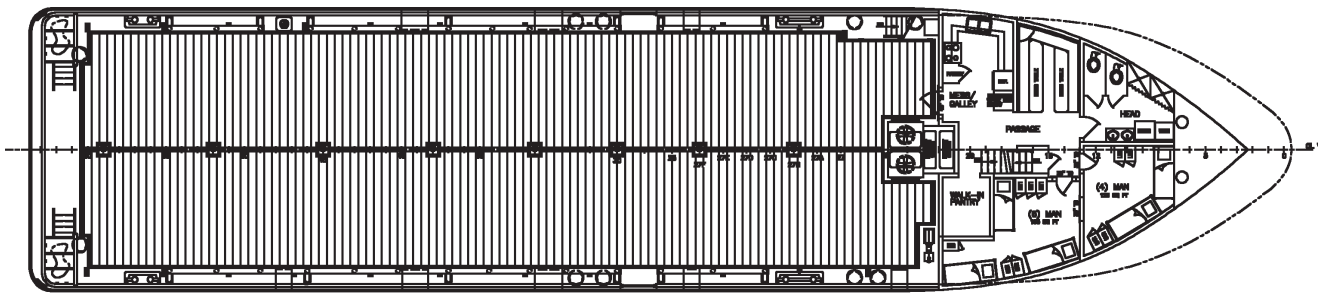
Maximum Speed	10.5 knots
Fuel Conservation Speed	9.5 knots
Maximum Fuel Consumption	87 USG/Hr
Fuel Conservation Fuel Consumption	58 USG/Hr
DP at 80% propulsion	50 USG/Hr
Generator Consumption	60 USG/Day

Discharge Rates

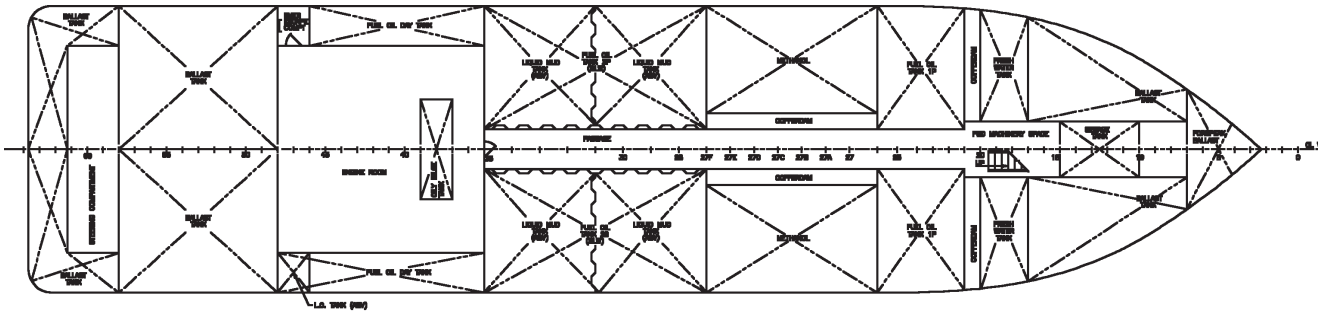
Drill Water	625 USG/min @150 ft
Potable Water	380 USG/min @100 ft
Fuel Oil	360 USG/min @100 ft
Liquid Mud at 22lbs Max	625 USG/min @150 ft
Methanol	360 USG/min @100 ft
Fire Monitor	2,400 USG/min @380 ft



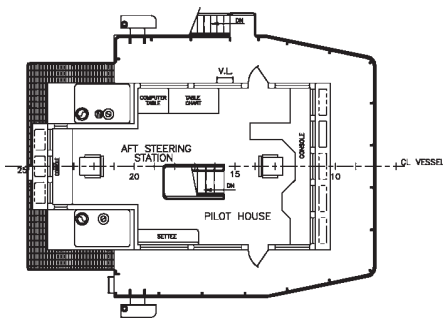
PROFILE



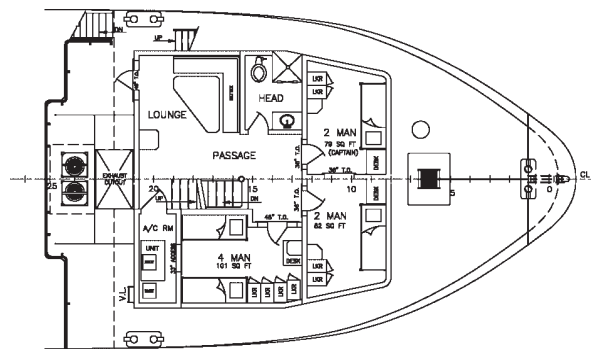
MAIN DECK ARRANGEMENT



HOLD PLAN



PILOTHOUSE ARRANGEMENT



FOCSLSLE DECK ARRANGEMENT